

Oversized items

(1) How to request oversized garbage collection in Kyoto City

Request from phone (Oversized Garbage Collection Center)

* Available in Japanese, English, Chinese, and Korean.

Landline phone ☎ 0120-100-530 (Toll free)

Mobile phone • Users of a flat-rate service

☎ 075-330-6100

• Non-users

☎ 0570-000-247

(Call charges apply)

Operating hours: 8:30 AM to 4:30 PM

(Open on Saturdays, Sundays, and holidays; excluding year end and new year holidays.)

Request from website *Only in Japanese

<https://www.ogomi-kyoto.jp/> (Available 24/7, 365 days a year)



For other inquiries, contact the Center for Clean Life Environment ☎ 075-691-9376

Request from
phone or website

Purchase
disposal fee (sticker)
for oversized
garbage

(2) Take to the Incineration Plant

Reservations are required to bring in your garbage. Please make a reservation online or by phone **at least one day before** you plan to bring in the item.

Request from phone (Bring-in Reservation Center)

* Available in Japanese, English, Chinese, and Korean.

Landline phone ☎ 0120-100-959 (Toll free)

Mobile phone • Users of a flat-rate service

☎ 075-330-6081

• Non-users

☎ 0570-000-604 (Call charges apply)

Operating hours: 8:30 AM to 4:30 PM

(Open on Saturdays, Sundays, and holidays; excluding year end and new year holidays.)

Request from website *Only in Japanese

<https://www.ogomi-kyoto.jp/> (Available 24/7, 365 days a year)



For other inquiries, please contact the below.

South Incineration Plant

29 Yokooji Hattanda, Fushimi-ku, Kyoto City

☎ 075-611-5362

Northeast Incineration Plant

1339 Ichihara-cho, Shizuichi, Sakyo-ku, Kyoto City

☎ 075-741-1003

Collection of dead animals such as dogs and cats

(1) Apply for collection at the Kyoto City Dead Animal Collection Center

Landline phone ☎ 0120-100-921 (Toll free)

Mobile phone • Users of a flat-rate service • Non-users (Call charges apply)

☎ 075-330-6850 ☎ 0570-000-614

Operating hours: Monday to Friday (including national holidays): 8:30 AM to 4:30 PM

Saturday and Sunday (excluding year end and new year holidays): 8:30 AM to 11:30 AM

(2) Carry in to the Center for Clean Life Environment

☎ 075-691-9376

Reception: Monday to Friday (including national holidays): 8:00 AM to 4:45 PM
(excluding year end and new year holidays)

- Charged for pets. (Payment Form will be delivered at a later date.)
- Free collection for wildlife on roads, etc.



Cooperate us to promote recycling!

Ways of collecting recyclables

The City of Kyoto collects recyclable materials for recycling at various locations and in various ways.
We appreciate your cooperation in promoting recycling.



Collecting recyclables at recyclable collection facilities

1. Newspapers and cardboard	5. Used clothing	10. Mercury	13. Ink cartridges
2. Miscellaneous paper waste	7. Button batteries	thermometers and mercury blood	14. Reusable bottles
3. Cartons	8. Rechargeable batteries	pressure monitors	15. Cutting tools
4. Used tempura oil	9. Fluorescent tubes	11. Small appliances	16. Disposable lighters
12. Storage media			

Items collected

Locations

- Counter for Ecological Activities at each Ward Office/Ward Branch Office in your area
- City Beautification Office in your area
- Kamigyo Recycling Station
- Cooperating stores and facilities in Kyoto City

Check here for
recyclables
collection map.



* Items that can be accepted vary according to the location.

Contact your nearest Counter for Ecological Activities as listed on the right.

* Contact the City Beautification Office in your area for waste collection and transport.

Contact us

Counter for Ecological Activities

Kita	☎ (075) 366-0155
Kamigyo	☎ (075) 366-0776
Sakyo	☎ (075) 366-0821
Nakagyo	☎ (075) 366-0180
Higashiyama	☎ (075) 366-0182
Yamashina	☎ (075) 366-0184
Shimogyo	☎ (075) 366-0186
Minami	☎ (075) 366-0188
Ukyo	☎ (075) 366-0190
Nishikyo	☎ (075) 366-0192
Rakusai	☎ (075) 366-0194
Fushimi	☎ (075) 366-0196
Fukakusa	☎ (075) 366-0198
Daigo	☎ (075) 366-0311

City Beautification Office

East	☎ (075) 722-4345
Yamashina	☎ (075) 573-2457
South	☎ (075) 681-0456
West	☎ (075) 882-5787
Nishikyo	☎ (075) 391-5983
Fushimi	☎ (075) 601-7161

City Beautification Promotion Section
☎ (075) 222-3952



If this leaflet is no longer required,
please dispose of it as
“Miscellaneous paper waste.”

Kyoto City printed matter No. 054676, issued in November 2023

Notice from Kyoto City

How to separate and discard waste

Kyoto City requires its residents to separate waste before discarding it. Please confirm **the important points 1-3** shown below, and separate and discard waste properly.

Point 1 Confirm the types of waste and when each is collected. ★ ★ ★ ★ ★

Recyclable waste	Cans, glass bottles & PET bottles Cans and glass bottles for food and beverages, PET bottles for beverages, alcoholic beverages, soy sauce, etc.	Confirm the collection day and write it down below. per week on (day of the week) (Collected by Kyoto City / by a private contractor)
	Plastics Plastic products, plastic “containers” and “wrapping”	per week on (day of the week) (Collected by Kyoto City / by a private contractor)
	Recyclable paper Newspapers, cardboard, food and drink cartons (can be collected at supermarkets, etc.), miscellaneous paper waste Collection methods 1. Community collection services 2. Waste paper collectors 3. If it is difficult to use either 1 or 2 for newspapers, cardboard, or miscellaneous paper waste, you can have it collected at a designated pickup point on a miscellaneous paper collection day (twice a month). * You can also bring your paper waste to a recyclable collection facility.	per month on (day of the week) (Collected by Kyoto City / by a private contractor)
	Small metal items & spray cans Pots, kettles, and other metal items with the longest dimension (excluding the handle) not exceeding 30 cm, and spray cans	per month on (day of the week) (Collected by Kyoto City / by a private contractor)
Burnable garbage	Kitchen garbage, non-recyclable paper waste, glass, etc.	per week on (day of the week) (Collected by Kyoto City / by a private contractor)

Point 2 Choose an appropriate bag for waste. Point 3 Confirm where your designated pickup point is.

For waste collected by Kyoto City Burnable garbage Use a Kyoto City-designated yellow plastic bag for burnable garbage.	Small metal items & spray cans Put these in a commercially available transparent plastic bag and write “金属” (metal) on the bag.
Cans, glass bottles & PET bottles Plastics Use a Kyoto City-designated transparent plastic bag for recyclable waste.	Miscellaneous paper waste Use a paper bag. * If a paper bag is unavailable, tie a stack of miscellaneous paper waste with string or put it in a colorless or white transparent plastic bag.
For waste collected by a private contractor Use a strong colorless or white transparent plastic bag.	
Burnable garbage • Ask the neighborhood association (chonaika) in your area where your designated pickup point is. • If you are not sure where your designated pickup point is, ask at a City Beautification Office in your area. (There is a list of City Beautification Offices on the fourth page.)	Recyclable waste A signboard is placed at each designated pickup point.
For waste collected by a private contractor Ask the administrator of your apartment building where your designated pickup point is. (You may find such information on a bulletin board in your apartment building.)	[Name of private contractor] TEL

Kyoto City General Info Site for Waste Reduction, Separating, and Recycling



Kyoto Kogomi Net

Kogomi Net Search



Since Feb. 2023 more user-friendly and convenient



A waste separating guide app is available.



Issued by: Resource Circulation Promotion Section, Sound Material-Cycle Society
Promotion Department, Kyoto City Environment Policy Bureau

488 Kamihonnojima-cho, Oike-agaru, Teramachi-dori, Nakagyo-ku, Kyoto City 604-8571
TEL: 075-222-3946 FAX: 075-213-0453

Recyclable waste

Be sure to separate cans, bottles, PET bottles, plastics, recyclable paper, and small metal items/spray cans!

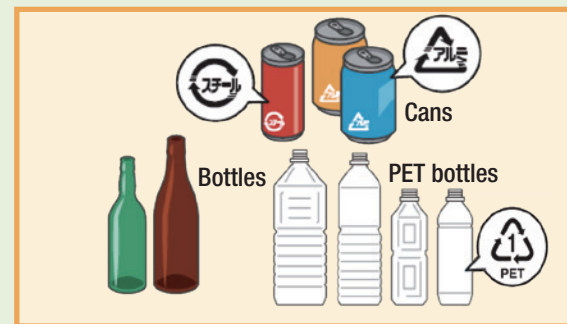
Cans, bottles, and PET bottles

Cans and bottles for food and beverages, PET bottles for beverages, alcoholic beverages, soy sauce, etc.

Rules for disposal

- 1) Empty the cans, glass bottles or PET bottles and rinse inside! Don't crush them!
- 2) Please do not put foreign matter such as cigarette butts or nails inside!
- 3) Remove caps and labels from glass bottles or PET bottles for separating! Dispose of metal caps with burnable garbage and plastic caps/labels with plastics.

* Cans, bottles, and PET bottles are allowed to be placed in the same bag.



Plastics

Plastic products, plastic "containers" and "wrapping"

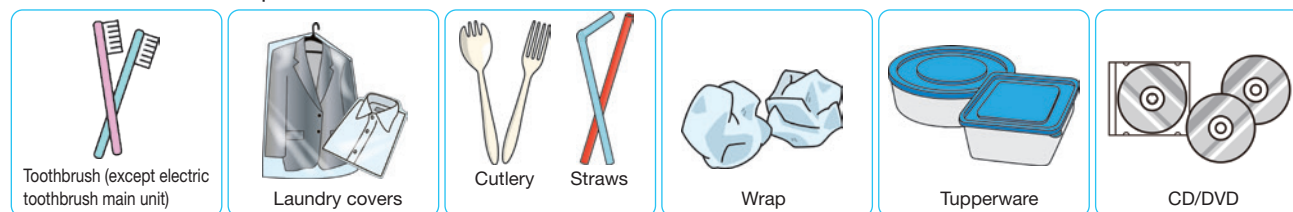
Rules for disposal

- 1) Please wipe or rinse items that are stained before disposal.
- 2) If the dirt is stubborn and cannot be removed, dispose of with burnable garbage.



Plastic products

Items made from 100% plastic



Items made primarily of plastic



Plastic "containers" and "wrapping"

Trays, bottles, bags, cups, caps, cushioning materials (Styrofoam etc.)

Please look for this mark!



Mixing of hazardous materials is strictly prohibited

- Items powered by batteries or electricity
- Cutting tools, lighters
- Items with the longest part over 50 cm
- Home medical devices, face masks, antigen test kits

These items cannot be disposed of as plastics.




Recyclable paper

- Rules for disposal**
- 1) Separate paper by type (newspapers, cardboard, cartons, and miscellaneous paper waste).
 - 2) Put a stack of recyclable paper in a paper bag or tie it with string to prevent scattering.

Newspaper



Cardboard



Cartons



Miscellaneous paper



Flyers and catalogs



Magazines



Paper boxes



Envelopes and postcards




Wrapping paper



Paper bags



Cardboard and drawing paper



Paper cores



Calendars



Memo pads, copy paper

Since these items have a negative impact on recycling, **do not dispose of these items with recyclable paper.**

Non-recyclable paper should be disposed of as burnable garbage.



Paper with odor and dirt



Thermal paper (receipts and fax paper)



Carbon paper, pressure-sensitive copying paper, etc.



Crimped postcards



Aluminum-coated cartons



Waterproof paper



Photos and paper for printing photos



Items that are bonded with materials other than paper

Small metal items and spray cans

Pots, kettles, and other metal items with the longest dimension not exceeding 30 cm, and spray cans

Rules for disposal

- 1) **Completely use the contents** of spray cans and cassette gas cylinders, and dispose of them **without making any holes**.
- 2) Remove plastic caps and nozzles before disposal.
- 3) Remove oily waste before disposal.




Burnable garbage

Kitchen garbage, non-recyclable paper, broken glass, etc.

Rules for disposal

- 1) Completely drain excess water from kitchen garbage.
- 2) Hazardous materials, such as broken glass and cutting tools, can be unsafe when trash is collected. Wrap such materials in thick paper and place them in the middle of the bag.
- 3) Soak matches, cigarette butts, etc. in water before disposal. Completely use up the gas from lighters and soak in water before disposal.

* Cutting tools and lighters with residual gas should be taken to a recyclable collection facility (see the fourth page).



Notice DO NOT dispose of products that use rechargeable batteries, such as portable fans, electronic cigarettes, game consoles, and smart phones, as recyclable or burnable garbage.

These items can cause fires!

* Products that use rechargeable batteries, such as lithium-ion batteries, should be taken to a recyclable collection facility as "small appliances" or "rechargeable batteries" (see the fourth page).