

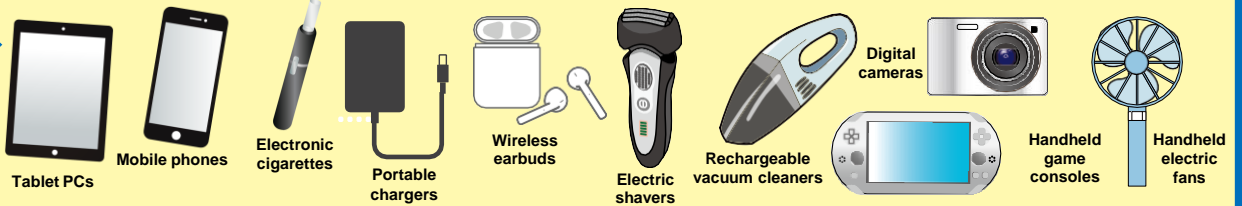
# Hazardous Waste

## How to Separate and Dispose of Garbage

To prevent serious incidents at incineration plants

Rechargeable batteries such as Lithium-ion batteries and rechargeable electric appliances

Examples



Rechargeable batteries installed in electric appliances may catch on fire during the waste treatment process.



**Causing fires in garbage trucks and at incineration plants!!**

**Inappropriate separation of garbage will cause disastrous fires!!**

Fire in a garbage truck



Fire at the Northeast Incineration Plant



**Damage to the Northeast Incineration Plant**  
(Fire occurred in March 2019)

Repair period **Approx. 6 months** Repair cost **approx. 150 million yen**



Do not dispose of rechargeable batteries and electric appliances as "Plastics" even their exterior parts are made of plastic.

**How to Dispose of the items?**



**Do not put them out as "Burnable Garbage" nor "Recyclables."**

### Rechargeable Electric Appliances

Any rechargeable products. Items that can move or light up without plugged in may have rechargeable batteries inside.

- If a product's three dimensions are within 30 cm × 40 cm × 40 cm, dispose of it as a **"Small Appliance"** either at

- ① **"Recyclables Collection Facilities (Collection Box)"**
- ② **"Mobile Collection Service for Recyclables"** that visits your community

- If a product is larger, dispose of it as an **"Oversized Garbage."**

Removable batteries should be disposed of as "Rechargeable Batteries"

### Rechargeable Batteries

Identification marks are applied to each rechargeable battery depending on types.

Courtesy of Japan Containers and Packaging Recycling Association



Note: Identification marks are not applied to some items, but lithium-ion batteries, nickel-cadmium batteries, and nickel-hydrogen batteries are eligible for recyclable collection.

Dispose of them either at

- ① **"Recyclable Collection Facilities"**
- ② **"Mobile Collection Service for Recyclables"** that visits your community
- ③ a **JBRC\* Cooperation Shop**

#### ① Recyclable Collection Facilities

Counter for Ecological Activities at ward offices and branch offices, as well as the city's beautification offices.

Reference  
(in Japanese)



<http://www5.city.kyoto.jp/shigenmap/>

#### ② Mobile Collection Service for Recyclables

Irregular collection services of recyclables are provided in neighborhoods such as at parks in each local community.

Reference  
(in Japanese)



<https://www.city.kyoto.lg.jp/kankyo/page/0000269272.html>

#### ③ JBRC\* Cooperation Shops

Electronics retailers, etc.

Reference  
(in Japanese)



[https://www.jbrc.com/general/recycle\\_kensaku/](https://www.jbrc.com/general/recycle_kensaku/)

#### ④ Oversized Garbage

Request a collection to the Kyoto City Oversized Garbage Collection Center

Reference  
(in Japanese)



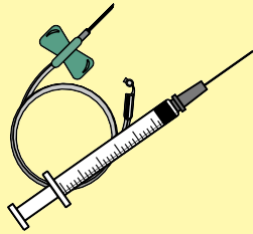
<https://www.city.kyoto.lg.jp/kankyo/page/0000001317.html>

Collection Points

\*Japan Portable Rechargeable Battery Recycling Center(JBRC) was established by battery manufacturers and other member companies to promote collection and recycling of rechargeable batteries.


## Home Medical Equipment

Syringes, needles, etc.



## Cutlery

Scissors, kitchen knives, box cutters, etc.



### Contamination of hazardous waste causes injuries during collection and sorting process.

Syringes found in a bag for recyclable waste



- A collection worker injured himself with a contaminated knife in the "Burnable Garbage" bag.
- Recyclable waste is manually sorted to remove foreign objects; therefore, contaminated syringes and knives have caused several injuries to our staff.



**Your cooperation to appropriate garbage separation and disposal is highly appreciated.**



**Not as "Burnable Garbage" nor "Recyclables"**

**Return to pharmacies, and medical institutions, etc.**



Do not dispose of home medical items in garbage bags.



**Not as "Recyclables"**


**Collected at City Beautification Offices or "Recyclables Collection Services" conducted in local communities**

(Not collected at the Counters for Ecological Activities)



Visit the above-noted collection sites to dispose of cutlery. If it is difficult, wrap the whole parts of an item in thick paper and place it in the center of a "Burnable Garbage" bag to take out.

## Spray cans and gas canisters



Spray cans



Gas canisters



If gas or oil remains inside, it may provoke a fire incident. However, do not try to puncture a can to release gas, for there is a risk of explosion. Please dispose of these items without puncturing.

## Lighters



**Not as "Burnable Garbage" nor "Recyclables"**

**Use up the contents completely, but do not puncture. Take the items out on a monthly collection day for "Small Metal Items and Spray Cans."**

(Collection also conducted once a week at the Counters for Ecological Activities)

Note: Check the websites of manufacturers or the Aerosol Industry Association of Japan for safe disposal of cans with leftovers.



**Not as "Recyclables"**

- **Used-up lighters:** Soak them in water and take them out as "Burnable Garbage."
- **Lighters with leftovers:** Collected at the Recyclable Collection Facilities



When this leaflet becomes no longer necessary, please take it out to recycling collection as "miscellaneous paper."



京都市  
CITY OF KYOTO